



High-Performance Foreground Loudspeaker

Model S5T



Features

- High sensitivity and exceptional power handling
- 70V & 8 ohms @150W
- 70V Power settings: 32, 16, 8, 4, 2, 1 watts
- Hemispherical mounting system makes it simple to mount, aim, and lock-in position of loudspeaker
- 5-1/4" metal-alloy MDT mid/bass speaker cone is extremely stable in all environments
- MLS Ferrofluid voice coil centering replaces distortion-causing mechanical spider and seals magnet gap
- Professional Grade 1-1/2" diameter woofer voice coil provides higher output level and ultra-low distortion
- 1" horn-loaded titanium high frequency driver delivers clear, articulate response and consistent long-term performance
- Wide, even coverage over listening area
- High-density, injection-molded cabinet provides an exceptional cosmetic finish
- Low-resonance cabinet structure
- Precisely designed low-frequency tuning for proper balance
- Advanced polymer compound cone surrounds resist UV rays, chemicals, and salt spray
- Aluminum-alloy & Titanium cones, UV-protected ABS cabinets, and powder-coated aluminum grilles and mounting brackets assure long-term cosmetic and sonic durability
- Pressure clamping input terminals for quick installation

Description

The S5T is a compact, versatile speaker featuring unique driver technologies to produce the highest sound quality in the most durable and reliable loudspeakers available. Precise sound reproduction is achieved with mid/bass drivers employing MDT and MLS technologies for superior sound and long-term durability. The high-frequency driver is a 1" titanium diaphragm which perfectly complements the metal-alloy LF driver. A built-in 32W transformer makes it compatible with 70V sound systems. The S5T speaker can switch between 70V or low-impedance systems by using a power tap selection switch. Spiderless technology (MLS) and advanced materials deliver out-of-the-box performance year after year.

Unique MDT (Metal Diaphragm Technology):

- High rigidity and low mass of metal versus traditional papers and plastics (extremely stable cone structure over long periods of time)
- Fast transmission of sound through the diaphragm means low energy storage
- Special anodizing process creates a ceramic coating for increased stiffness
- Efficient heat-sinking of voice coils under long-term, high-power situations
- Speaker diaphragms are manufactured with materials that will not be altered by constant exposure to UV rays or water, cold or heat, or extremely high or low humidity

MLS (Magnetic Liquid Suspension):

- Voice coil is constantly centered for lower distortion
- Voice coil is more efficiently heat-sunked by fluid instead of air
- Greater linearity is accomplished because the mechanical spider is eliminated
- Constant lubrication of the gap prevents oxidation from humid environments

Technical Specifications

Model S5T

Frequency Response (-10 dB)*:	48 Hz to 17 kHz
Low-Frequency Design – Metal-Composite Cone Utilizing MLS Voice Coil Guidance System	5-1/4" Nominal Dia.
High-Frequency Driver – Titanium Cone:	1" Horn-Loaded
Sensitivity (1W/1m, Avg. 100 Hz to 15 kHz):	89 dB SPL
Dispersion	
Horizontal:	130 Degrees
Vertical:	110 Degrees
Impedance Ratings	70V and 8Ω (S5T version)
Power Input (Maximum)	150W@ 8 ohms
Additional Taps:	32, 16, 8, 4, 2, 1 watts
Product Weight:	9lbs.
Speaker Dimensions (WxHxD)	
Without Bracket:	6-7/8" H x 9-3/4" H x 6-1/8" D
With Bracket:	6-7/8" H x 9-3/4" H x 8-1/8" D
Enclosure Material:	ABS
Product Color:	White ("W" suffix) and Black ("B" suffix)
Mounting Bracket Material:	Aluminum Alloy, Powder-Coated Finish
Grille Material:	Perforated Aluminum, Powder-Coated Finish
Terminations:	Pressure Clamp
Included Accessories:	Color-Matched Mounting Bracket

*Half-Space Response

Architect & Engineer Specifications

The loudspeaker shall be Bogen Model S5T with a power handling capacity of 32W @ 70V input, or approved equivalent. The loudspeaker shall consist of one 5-1/4 inch metal-alloy low-frequency diaphragm transducer and one horn-loaded 1-inch titanium high-frequency diaphragm transducer. A crossover network provides dividing and smoothing of frequencies between the transducers. A mathematically-aligned and vented molded enclosure shall house all components. High-density ABS cabinet material and powder-coated aluminum grille material will assure long-term cosmetic stability.

The high-frequency driver shall utilize a rigid titanium diaphragm and integral compounded rubber surround for proper damping and long-term reliability.

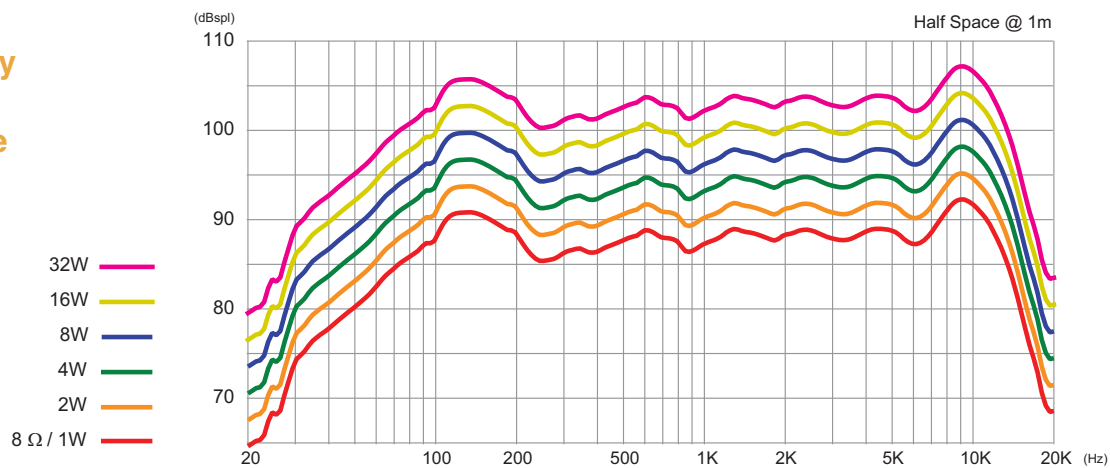
The low-frequency driver shall utilize a metal-alloy diaphragm with deep-anodized surface treatment for rigidity and corrosion resistance. The cone shall provide a heat transfer thermal path for the voice coil under high-power inputs. Compounded rubber cone surrounds shall be formulated to provide a high degree of damping and long-term performance without decay.

The voice coil will be centered via a high gauss, low viscosity magnetic fluid (Ferrofluid), which increases the heat transfer efficiency from the voice coil to the speaker's mechanical structure under long-term high-power use. The magnetic fluid shall provide corrosion resistance in the magnet gap.

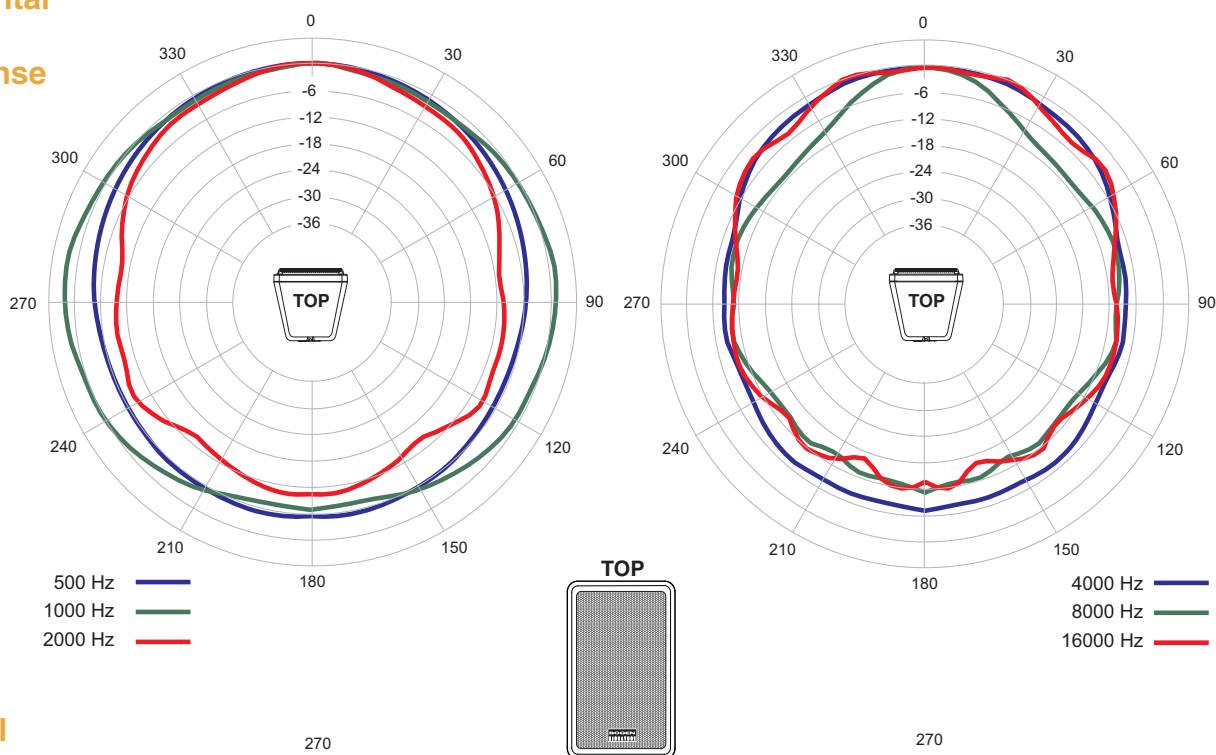
The mounting bracket provided with the speaker shall be designed to provide angular movement horizontally and vertically to facilitate proper directional coverage. It shall allow both vertical and horizontal orientation of the loudspeaker. The bracket shall be formed from cast metal-alloys with a scratch-resistant, powder-coated finish. The input connectors for 8-ohm and 70V systems shall be via a positive pressure-clamping device to facilitate connection of the speaker input wires.

Dimensions of the speaker shall not exceed 6-7/8" W x 9-3/4" H x 6-1/8" D without the bracket attached; or, 6-7/8" W x 9-3/4" H x 8-1/8" D with the bracket attached. Weight shall not exceed 9 lbs.

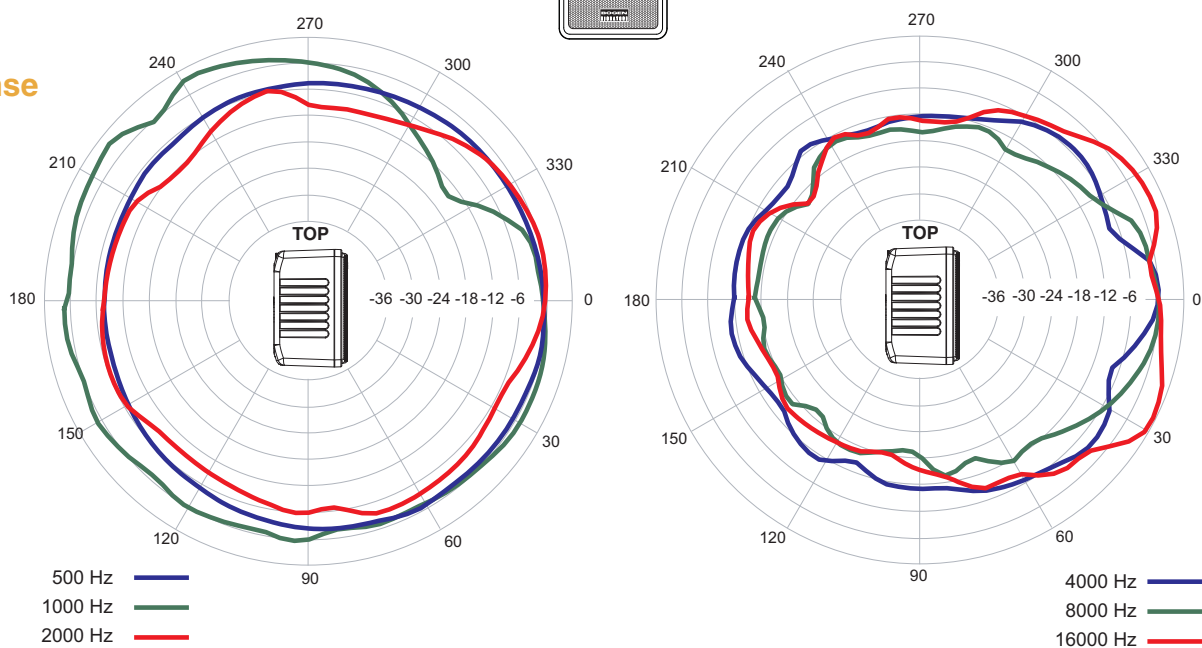
Frequency Curves Response



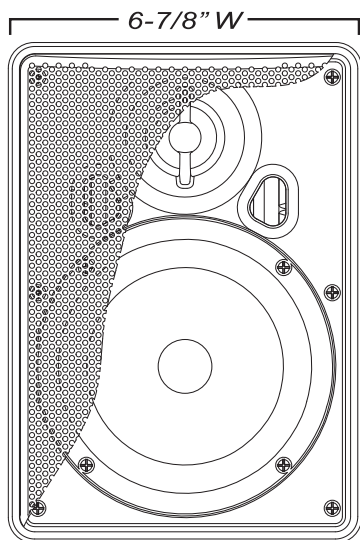
Horizontal Polar Response



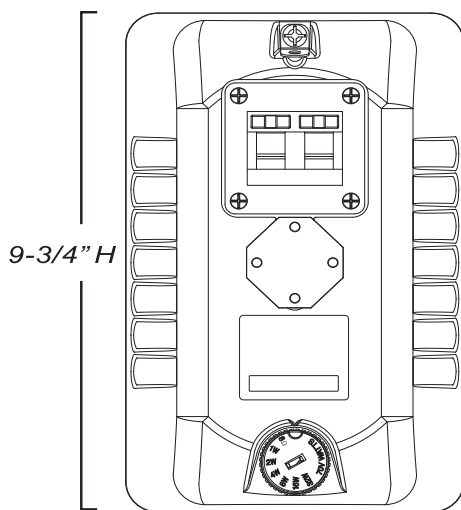
Vertical Polar Response



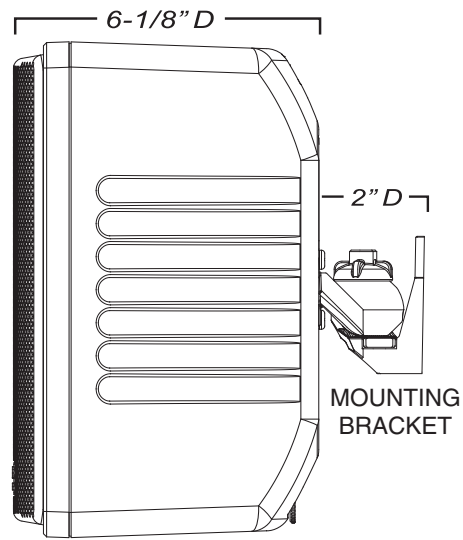
Mechanical Drawings



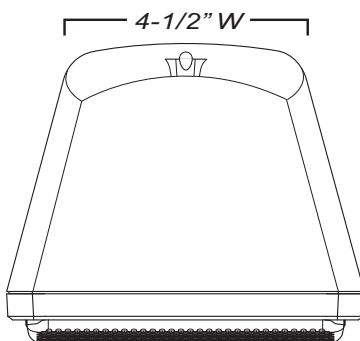
FRONT VIEW
(Grille shown partially removed)



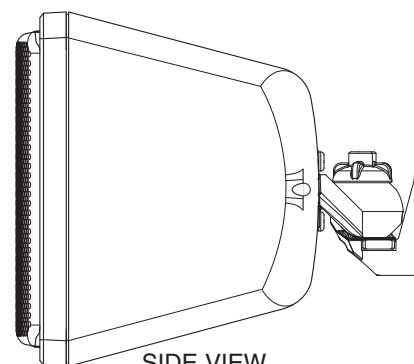
REAR VIEW
(mount removed)



SIDE VIEW
(Vertical Mount)



TOP VIEW



SIDE VIEW
(Horizontal Mount)