

**NEAR<sup>TM</sup>**  
NOTHING COMES CLOSER



**LB4<sup>TM</sup>**  
Shown with  
NEAR GS4  
Ground Stake  
Accessory  
(sold separately)



# LB4<sup>TM</sup>

## ALL-ENVIRONMENT OUTDOOR LOUDSPEAKER

QUICK START INSTALLATION  
AND SETUP GUIDE

# LB4TM

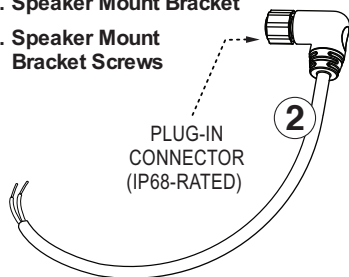
NEAR<sup>TM</sup>

## ALL-ENVIRONMENT OUTDOOR LOUDSPEAKER

The NEAR **LB4TM** speaker is elegantly designed, rugged to the extreme, and a snap to install. With the **GS4** Ground Stake accessory, mounting the speaker in a garden area or along a fenceline at ground level can be easily done. Also included is the LB4TM “Signature” (ball & socket) bracket mount, which offers the option of mounting the speaker onto any surface such as a wall or wooden post. And since the LB4TM loudspeaker has the legendary NEAR outdoor durability and high-performance audiophile sound reproduction, you can install it anywhere with confidence. The LB4TM utilizes MDT/MLS woofers with 1” aluminum inverted dome tweeters for timbre consistency across the range to allow for complete system design flexibility. The speaker enclosure is color-through, mica-loaded polypropylene with color-matched aluminum grilles and is protected from moisture ingress with hydrophobic fabric.

### CONTENTS INCLUDE:

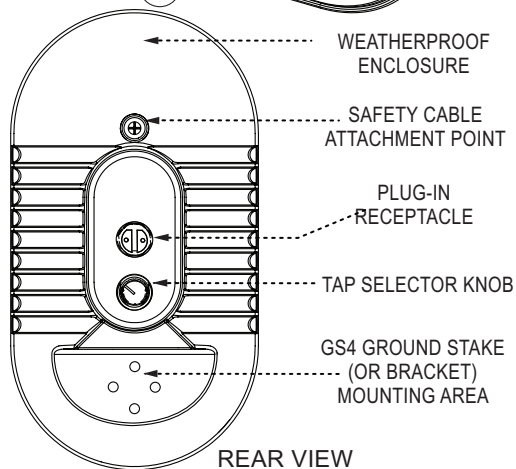
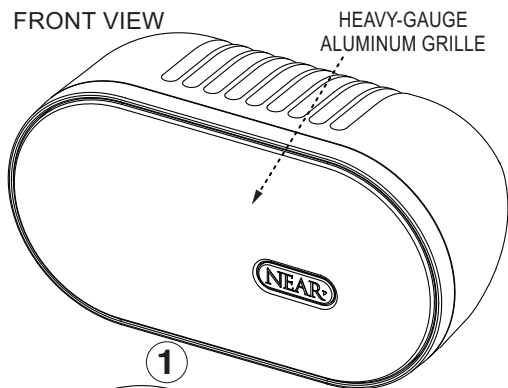
1. LB4TM Loudspeaker
2. Plug-in Connector Cable
3. Clamping Knob
4. Rubber Washer
5. Wall Mount Bracket
6. Speaker Mount Bracket
7. Speaker Mount Bracket Screws



#### SIGNATURE MOUNT MATERIALS



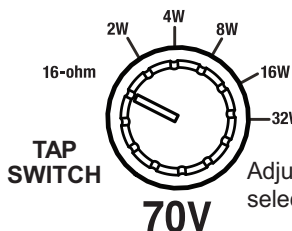
FRONT VIEW




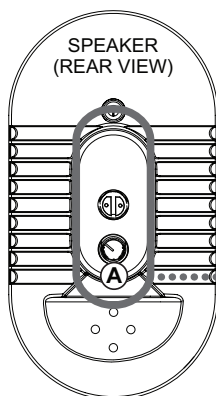
REAR VIEW

# 1 Selecting the Proper Tap Setting for the Speaker

**LB4TM**



Adjust Switch Knob to the proper TAP selection based on your application needs.

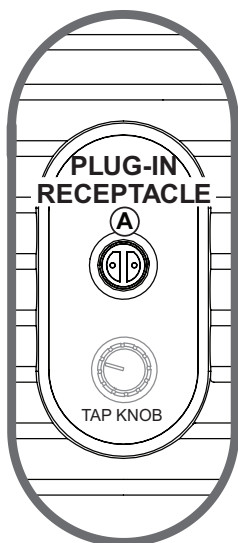


# 2 Connecting the Plug-In Connector to the Speaker

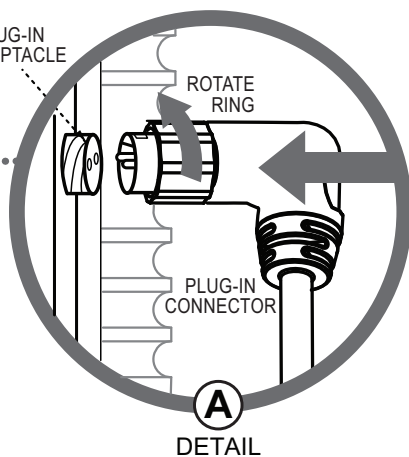
Insert Plug-In Connector into the Plug-In Receptacle (DETAIL A).

**NOTE:** The Plug-In Receptacle and the Plug-In Connector are "KEYED" items and can fit together correctly in only one possible way.

Once the Plug-In Connector has been inserted, rotate the Ring to fully tighten.



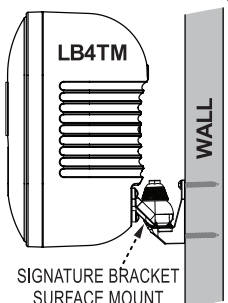
PLUG-IN RECEPTACLE



## ATTENTION

The LB4TM can also be horizontally or vertically mounted directly onto a wall or flat surface by using Signature Mount materials supplied.

For mounting instructions visit NEAR's website at: [www.nearspeakers.com](http://www.nearspeakers.com)



# 3 Assembling the LB4TM with the NEAR GS4 Ground Stake Accessory

The **NEAR GS4 Ground Stake** was designed as the ideal way to mount the LB4TM Speaker in an outdoor, in-ground location. Constructed of sturdy, all-weather polymer materials, the GS4 is perfectly suited to mount exclusively with the LB4TM, and when inserted directly into the ground will hold the speaker firmly in place in any garden or lawn-type environment. With its unobtrusive coloring, the speaker/stake assembly blends naturally into nearly any outdoor setting, providing powerful sound inconspicuously.

PLUG-IN CONNECTOR  
CABLE GUIDE NOTCH

PLUG-IN  
CONNECTOR  
CABLE GUIDE  
HOLE #1

3/4 REAR  
VIEW

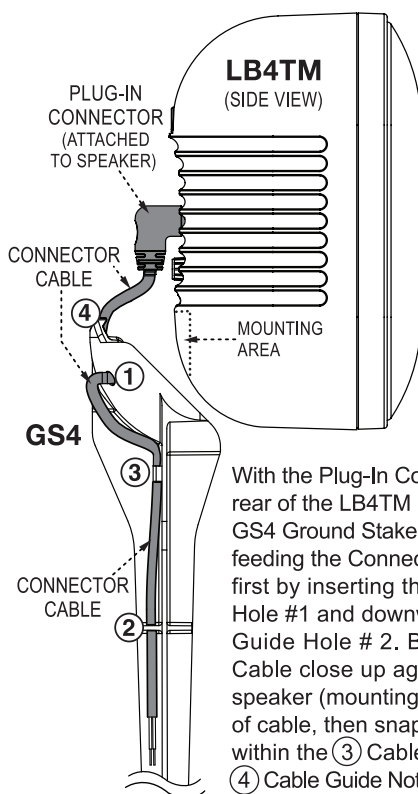
CONNECTION  
SCREW  
HOLES (4)

PLUG-IN  
CONNECTOR  
CABLE CLIP

PLUG-IN  
CONNECTOR  
CABLE GUIDE  
HOLE #2

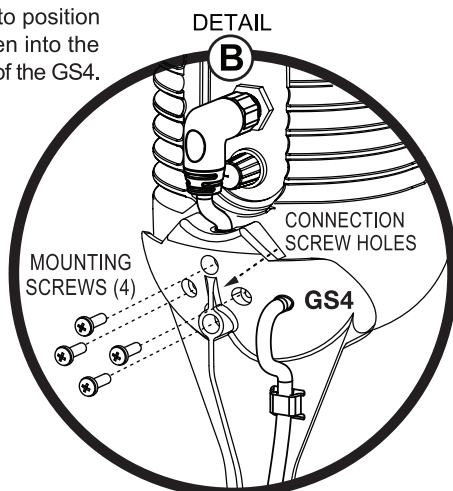
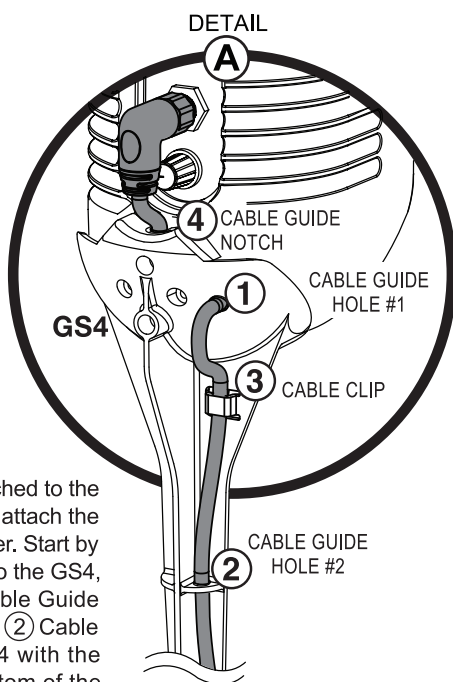
M5 X 16mm  
MOUNTING  
SCREWS (4)  
INCLUDED

**GS4**  
GROUND STAKE  
ACCESSORY  
*(sold separately)*



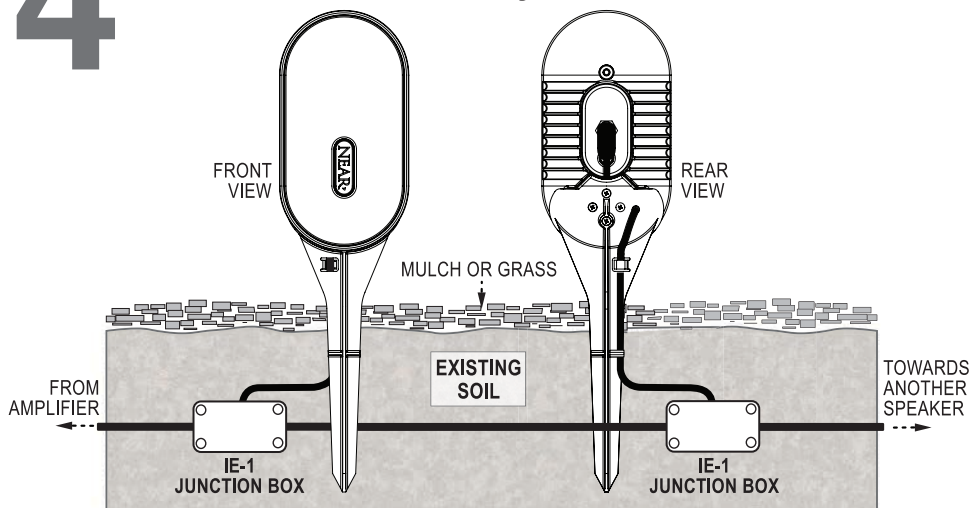
With the Plug-In Connector attached to the rear of the LB4TM unit, begin to attach the GS4 Ground Stake to the speaker. Start by feeding the Connector Cable into the GS4, first by inserting through ① Cable Guide Hole #1 and downward through ② Cable Guide Hole #2. Bring the GS4 with the Cable close up against the bottom of the speaker (mounting area). Adjust the slack of cable, then snap the cable into position within the ③ Cable Clip and then into the ④ Cable Guide Notch at the top of the GS4.

Now bring the GS4 with threaded Connector Cable up flush against the speaker's Mounting Area. Align the four Connection Screw Holes on the GS4 with the four screw holes on the LB4TM mounting area. Using the provided (4) Mounting Screws, tighten the GS4 firmly to the LB4TM unit. Once all screws are attached, the LB4TM/GS4 Assembly is ready to be installed into an outdoor/in-ground setting.



# 4

## In-ground Mounting/Burial of LB4TM/GS4 Assembly

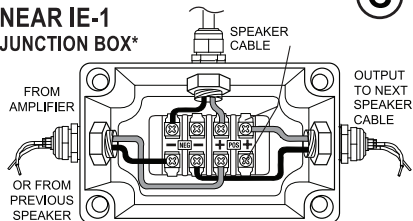


When choosing a location for an LB4TM/GS4 Assembly, select an area that will support the depth needed. The assembly's spike should be inserted into the ground far enough to hold the speaker in a sturdy, upright position. Some minor excavation may be required if the ground selected is sufficiently hard. Connection from an amplifier, as well as to and from other speakers, can be made from cables joined above or beneath the surface. When underground connection is selected the NEAR IE1 is recommended (see Detail C).

DETAIL

C

### NEAR IE-1 JUNCTION BOX\*



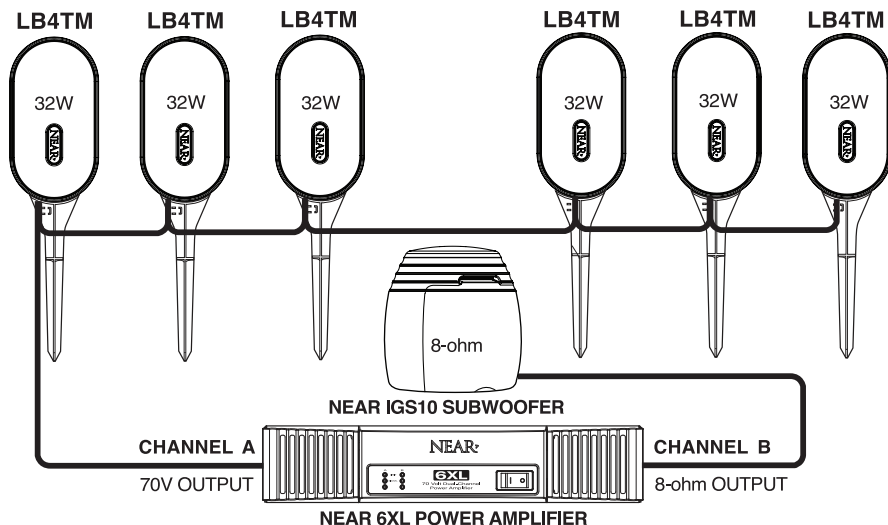
\*OPTIONAL: ORDER SEPARATELY

# 5A

## Wiring Connection Setup Examples for 70V/8-ohm Hybrid Systems

### FULL-RANGE SPEAKERS WITH SUBWOOFER

A Maximum of 16 Single LB4TM Speakers with Power Level set at 32W on each Speaker.  
Wiring is in Parallel from Amplifier to each Speaker.

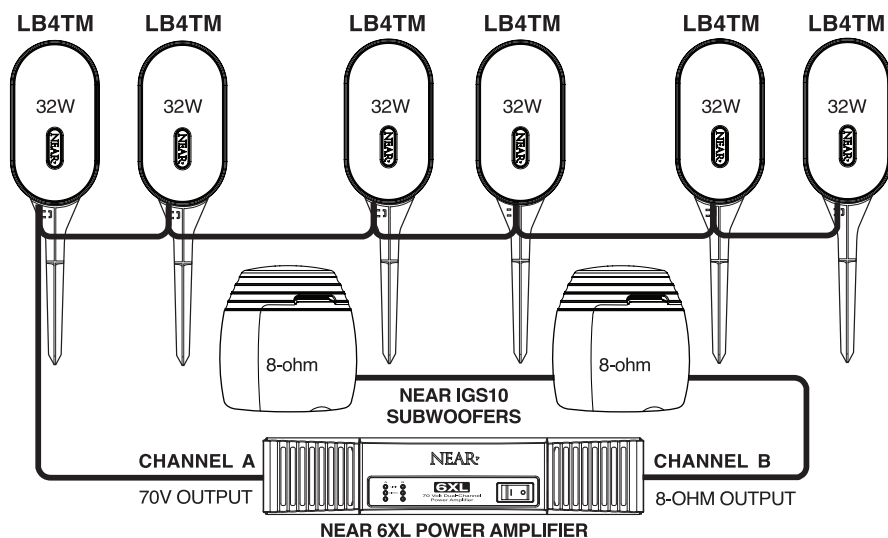


600W Minimum RMS Power Per Channel

Maximum of 16 X 32W = 512W – Provides Approx. 20% Headroom

### FULL-RANGE SPEAKERS WITH TWO SUBWOOFERS

A Maximum of 16 Single LB4TM Speakers with Power Level set at 32W on each Speaker.  
Wiring is in Parallel from Amplifier to each Speaker.



600W Minimum RMS Power Per Channel

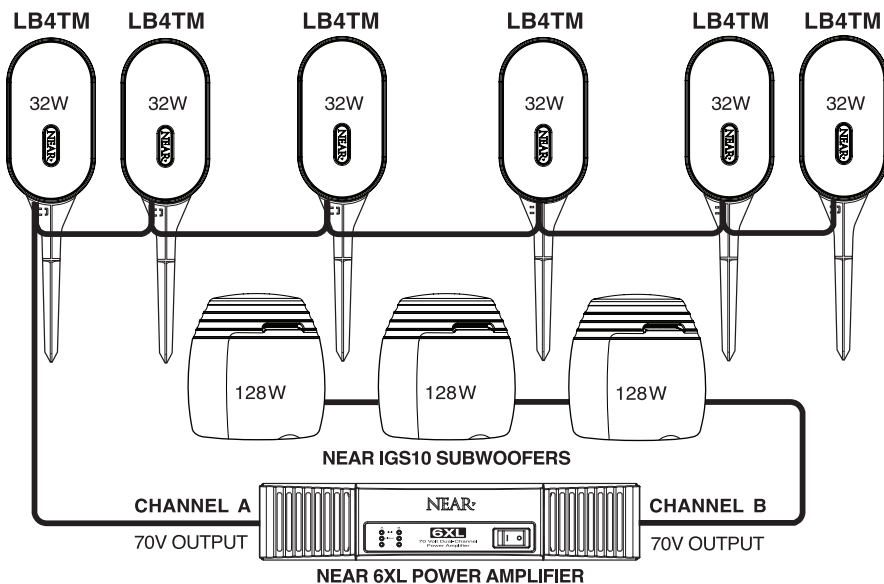
A Maximum of 16 X 32W = 512W – Provides Approx. 20% Headroom

# 5B

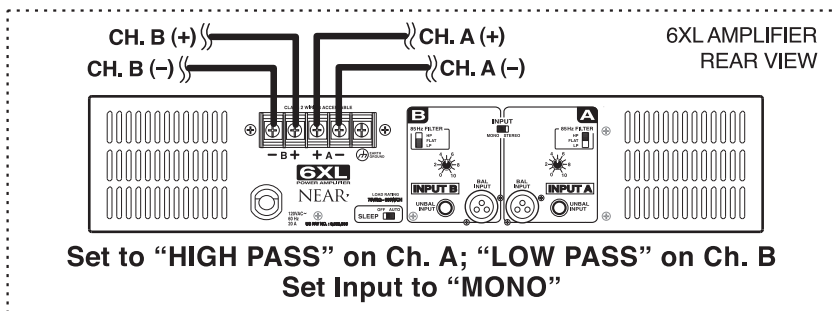
## Wiring Connection Setup Examples for Complete70V Systems

### FULL-RANGE SPEAKERS WITH SUBWOOFER

A Maximum of 16 Single LB4TM Speakers with Power Level set at 32W on each Speaker.  
Wiring is in Parallel from Amplifier to each Speaker.



600W Minimum RMS Power Per Channel  
Maximum of 16 X 32W = 512W – Provides Approx. 20% Headroom



**WARNING:** Customer is responsible for the wiring materials to/from amplifier and to/from other speakers/subwoofers, as well as the selection of the installation area. It is recommended that a professional be consulted when connecting speakers if the installer does not have sufficient knowledge in working with electrical components.

## LIMITED WARRANTY: Exclusion of Certain Damages

The **NEAR® LB-Series Loudspeakers** are warranted to be free from defects in material and workmanship for 12 (twelve) years from the date of sale to the original purchaser. Any part of any NEAR product covered by this warranty that, with normal installation and use, becomes defective (as confirmed by Bogen upon inspection) during the applicable warranty period, will be repaired or replaced by Bogen, at Bogen's option, provided the product is shipped insured and prepaid to: Bogen Factory Service Department, 4570 Shelby Air Drive, Suite 11, Memphis TN 38118, USA. Repaired or replacement product will be returned to you freight prepaid. This warranty does not extend to any of our products that have been subjected to abuse, misuse, improper storage, neglect, accident, improper installation or have been modified or repaired or altered in any manner whatsoever, or where the serial number or date code has been removed or defaced.

**THE FOREGOING LIMITED WARRANTY IS BOGEN'S SOLE AND EXCLUSIVE WARRANTY AND THE PURCHASER'S SOLE AND EXCLUSIVE REMEDY FOR NEAR PRODUCTS. BOGEN MAKES NO OTHER WARRANTIES OF ANY KIND, EITHER EXPRESS OR IMPLIED, AND ALL IMPLIED WARRANTIES OF MERCHANTABILITY OR FITNESS FOR A PARTICULAR PURPOSE ARE HEREBY DISCLAIMED AND EXCLUDED TO THE MAXIMUM EXTENT ALLOWABLE BY LAW.** Bogen's liability arising out of the manufacture, sale or supplying of NEAR products or their use or disposition, whether based upon warranty, contract, tort or otherwise, shall be limited to the price of the product. **IN NO EVENT SHALL BOGEN BE LIABLE FOR SPECIAL, INCIDENTAL OR CONSEQUENTIAL DAMAGES (INCLUDING, BUT NOT LIMITED TO, LOSS OF PROFITS, LOSS OF DATA OR LOSS OF USE DAMAGES) ARISING OUT OF THE MANUFACTURE, SALE OR SUPPLYING OF NEAR PRODUCTS, EVEN IF BOGEN HAS BEEN ADVISED OF THE POSSIBILITY OF SUCH DAMAGES OR LOSSES.** Some States do not allow the exclusion or limitation of incidental or consequential damages, so the above limitation or exclusion may not apply to you. This warranty gives you specific legal rights, and you may also have other rights which vary from State to State.

NEAR products that are out of warranty will also be repaired by the Bogen Factory Service Department -- same address as above or call 201-934-8500. The parts and labor involved in these repairs are warranted for 90 days when repaired by the Bogen Factory Service Department. All shipping charges in addition to parts and labor charges will be at the owner's expense. All returns require a Return Authorization number. For most efficient warranty or repair service, please include a description of the failure.

Products manufactured and labeled by other companies may be covered by warranties offered by such companies. Please call Bogen Customer Service or refer to product packaging for manufacturer's warranty for non-NEAR branded products.

11/21/2014



**YOU MUST ACCURATELY FOLLOW THE INSTRUCTIONS FOR ALL THE PARTS INVOLVED IN THIS INSTALLATION. FAILURE TO DO SO CAN CAUSE SERIOUS INJURY OR DEATH TO YOURSELF OR OTHERS AND MAY EXPOSE YOU TO POSSIBLE LEGAL ACTION.**

# NEAR<sup>TM</sup>

[www.bogen.com](http://www.bogen.com)

NEAR is a Division of Bogen Communications, Inc.