



AFI-2s2

CONTRACTOR SERIES LOUDSPEAKER SYSTEM

DESCRIPTION:

The AFI-2s2, with its carefully arranged woofers, extends vertical pattern control down to 500 Hz making it ideal for smaller spaces with poor acoustics. It is well suited for use as the main speaker in mid-sized houses of worship, auditoriums, and meeting rooms. With 120dB max SPL, the AFI-2s2 is powerful enough for bars and small clubs.

DRIVER COMPLEMENT:

LOW FREQUENCY: Dual Apogee 8" (203mm) permanent magnet cone-type drivers are treated with a waterproofing compound, providing resistance to moisture, and enabling long-term stability of cone resonance and cone mass parameters

HIGH FREQUENCY: One Apogee 1.4" (35.6mm) voice coil, 1.0" (25.4mm) exit horn-loaded compression driver thermally cooled with Ferrofluid

INPUT CONNECTORS:

Barrier strip, screw type #8

COMPATIBLE PROCESSORS:

AFI Main Frame Controller Chassis (using AFI-2 Module) or DLC24

HANDLES:

Two handles – one top, one bottom – designed as an integral part of the enclosure (no moving parts)

GRILLE:

Highly durable, quality finish on perforated steel (aluminum on SX version)

RIGGING HARDWARE:

Yoke: Two rigging points, one on top and one on bottom, to accept a yoke; points are backed with 16-gauge steel and can be type 3/8" – 16 or M10 thread

OmniMount®: Bolt pattern on back panel accepts 60.0 series mount

FINISH:

Textured high-strength black or white epoxy paint; other colors optional

ENCLOSURE TYPE:

20° trapezoidal, optimally-vented bass

CABINET CONSTRUCTION:

Multi-ply hardwood with stainless steel fasteners

OPTIONS/ACCESSORIES:

- AFI Controller Processor or DLC24 Digital Processor
- SX weather treatment for use in limited exposure enclosures
- Assorted rigging components

ENGINEERING DATA:

FORMAT:

Passive/Two-way

DISPERSION:

H: 75° x **V:** 60° (rotatable)

FREQUENCY RESPONSE (1M ON AXIS):

66 Hz to 15.5 kHz ± 3 dB

MAX. SPL (@1M):

120 dB cont./126 dB peak

PTML (PEAK TRANSIENT MECHANICAL LIMIT):

135 dB

SENSITIVITY (1W @ 1M):

96 dB

NOMINAL IMPEDANCE:

16 ohms

MAX. POWER HANDLING:

225W cont./900W peak

DIMENSIONS:

front: 9.7" (247mm) W x 26.4" (671mm) H

rear: 5.8" (148mm) W x 26.4" (671mm) H

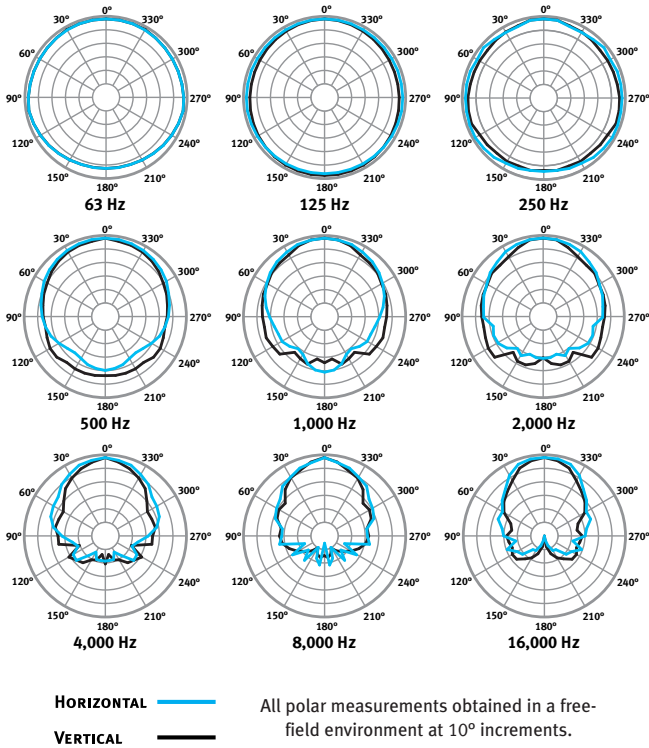
depth: 12.7" (323mm)

WEIGHT:

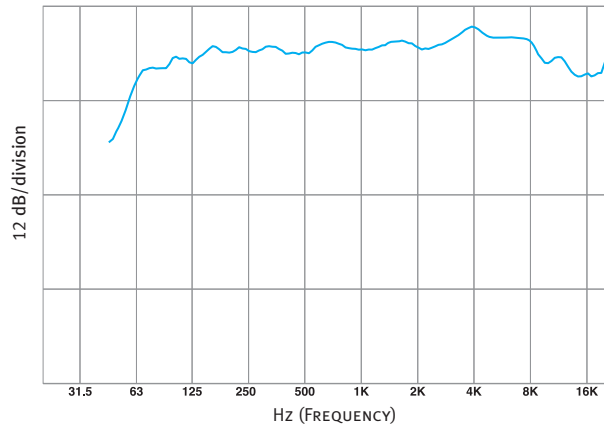
36 lb. (16.3 kg)

APOGEE
SOUND INTERNATIONAL

POLAR MEASUREMENTS AFI-2S2 (6 dB/division, normalized)



FREQUENCY RESPONSE AFI-2S2



Measured in a free-field anechoic environment using a swept one-third octave input.

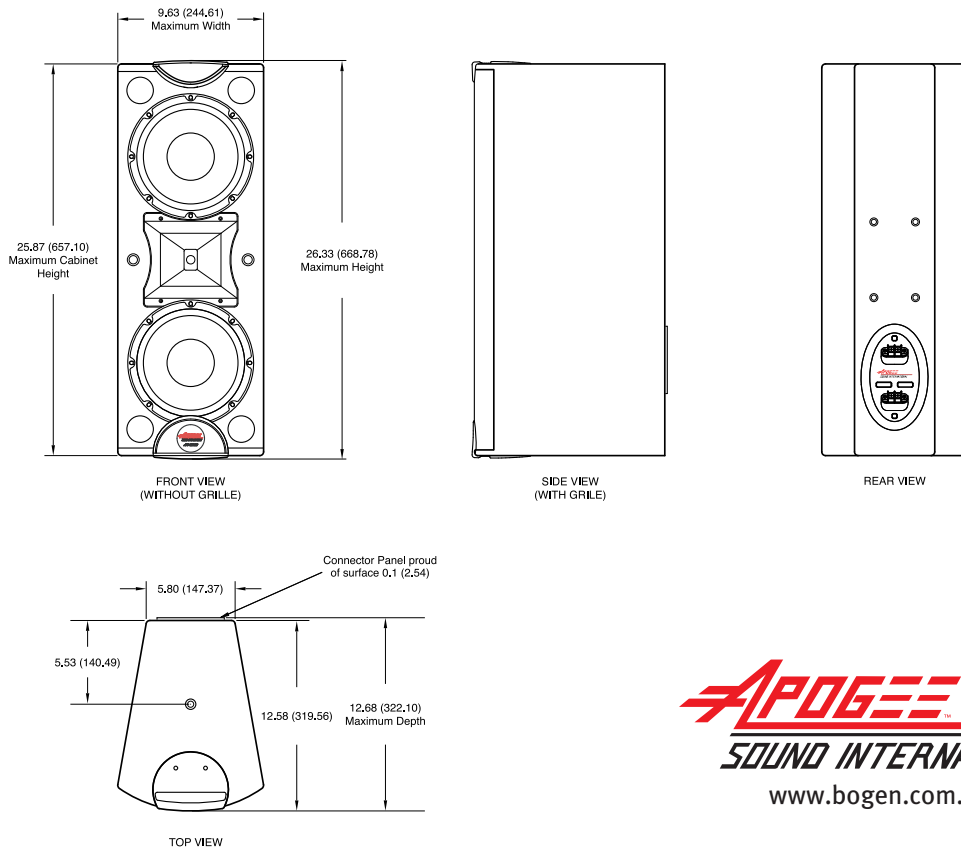
PROCESSOR NOTES:

The AFI Controller consists of an analog Main Frame which accepts four voicing modules. Modules are available for each of the different AFI loudspeaker types, with two module bays required for bi-amplified speakers.

The DLC24 Digital Loudspeaker Controller is a digital engine with an analog surface. It combines the most advanced technology available with intuitive interfaces to provide the key elements that ensure optimal loudspeaker system performance and management in a variety of live sound and fixed installation applications.

The controllers provide factory-set equalization curves to smooth the response, protective limiting, and active crossovers (for bi-amplified models and subwoofers). Barrier strip inputs and outputs are standard on the AFI Controller.

DIMENSIONAL DRAWINGS AFI-2S2 (dimensions in inches and millimeters)



APOGEE
SOUND INTERNATIONAL
www.bogen.com.com