

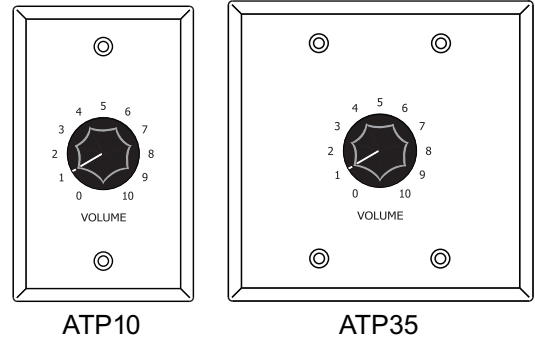


# ATP10 and ATP35

## Attenuators with Bypass

### for 25V/70V Speaker Line

## Installation and Use Manual

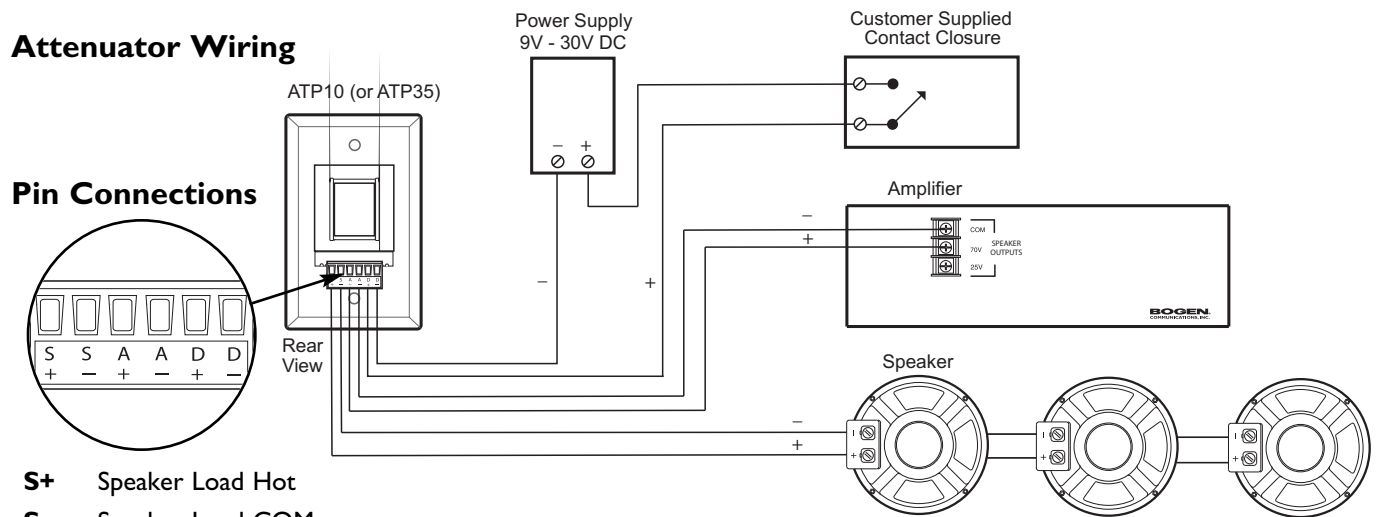


### Description

These 10-step plus “OFF” speaker attenuators allow the volume of a network of 25V or 70V speakers to be controlled from a remote location. The ATP10 attenuator can handle speaker loads of up to 10W (max.) and the ATP35 attenuator can handle speaker loads of up to 35W (max.). The ATP10 fits into a single gang electrical box and the ATP35 attenuator fits into a double gang electrical box.

Each unit includes a bypass function for overriding the volume control knob setting when activated by 9V to 30V DC. Applying 9V to 30V DC between pins labeled D+ and D- bypasses the volume control function and provides full volume audio to the speakers.

### Attenuator Wiring



- S+** Speaker Load Hot
- S-** Speaker Load COM
- A+** Amp Hot
- A-** Amp COM
- D+** +9V to 30V DC @ 25mA
- D-** Gnd DC

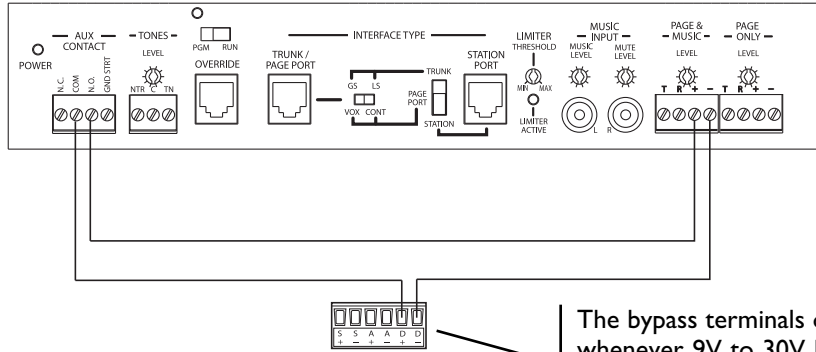
### Attenuator Settings

| STEP | ATTENUATION        |
|------|--------------------|
| 10   | 0 dB (Full Volume) |
| 9    | -3 dB              |
| 8    | -6 dB              |
| 7    | -9 dB              |
| 6    | -12 dB             |
| 5    | -15 dB             |
| 4    | -18 dB             |
| 3    | -21 dB             |
| 2    | -27 dB             |
| 1    | -33 dB             |
| 0    | Speaker Off        |

# Bypass Connection Examples

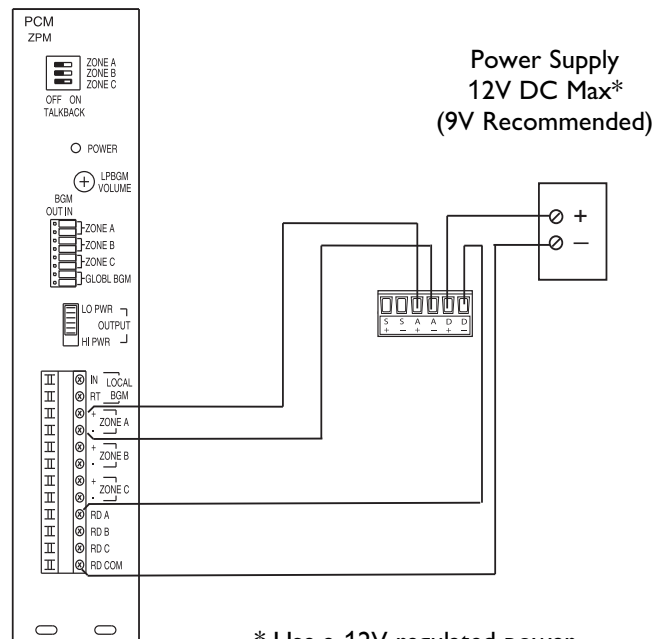
## UT11 Example:

In the example below the AUX contacts of the Universal Telephone Interface (UT11) are programmed to close when the UT11's Override (Emergency) input becomes active. The AUX contacts switch 24V from the UT11 power supply terminals to the Bypass input of the ATP10 or ATP35, allowing a full volume page to be heard regardless of the volume setting of the attenuator. See front page for amplifier and speaker wiring.



## PCM2000 Example:

In this configuration the Bypass feature activates when the zone is being paged, but allows volume control when the zone is inactive and background music is playing. See PCM Manual for amplifier connections and front page for speaker connections.



## Limited Warranty

The ATP10 and ATP35 are warranted to be free from defects in material or workmanship for two (2) years from the date of sale to the original purchaser. Any part of the product covered by this warranty that, with normal installation and use, becomes defective will be repaired or replaced by Bogen, at our option, provided the product is shipped insured and prepaid to: Bogen Factory Service Department, 50 Spring Street, Ramsey, NJ 07446, USA. The product will be returned to you freight prepaid. This warranty does not extend to any of our products that have been subjected to abuse, misuse, improper storage, neglect, accident, improper installation or have been modified or repaired or altered in any manner whatsoever, or where the serial number or date code has been removed or defaced.

**THE FOREGOING LIMITED WARRANTY IS BOGEN'S SOLE AND EXCLUSIVE WARRANTY AND THE PURCHASER'S SOLE AND EXCLUSIVE REMEDY. BOGEN MAKES NO OTHER WARRANTIES OF ANY KIND, EITHER EXPRESS OR IMPLIED, AND ALL IMPLIED WARRANTIES OF MERCHANTABILITY OR FITNESS FOR A PARTICULAR PURPOSE ARE HEREBY DISCLAIMED AND EXCLUDED TO THE MAXIMUM EXTENT ALLOWABLE BY LAW.** Bogen's liability arising out of the manufacture, sale or supplying of products or their use or disposition, whether based upon warranty, contract, tort or otherwise, shall be limited to the price of the product. In no event shall Bogen be liable for special, incidental or consequential damages (including, but not limited to, loss of profits, loss of data or loss of use damages) arising out of the manufacture, sale or supplying of products, even if Bogen has been advised of the possibility of such damages or losses. Some States do not allow the exclusion or limitation of incidental or consequential damages, so the above limitation or exclusion may not apply to you. This warranty gives you specific legal rights, and you may also have other rights which vary from State to State.

Products that are out of warranty will also be repaired by the Bogen Factory Service Department -- same address as above or call 201-934-8500. The parts and labor involved in these repairs are warranted for 90 days when repaired by the Bogen Factory Service Department. All shipping charges in addition to parts and labor charges will be at the owner's expense. All returns require a Return Authorization number.

\* Use a 12V regulated power supply. Non-regulated supplies may provide significantly more than 12V when not fully loaded. Greater than 12V supply will cause relay driver to conduct even when not active. A 9V unregulated power supply will typically work appropriately.

**BOGEN**  
COMMUNICATIONS, INC.

50 Spring Street, Ramsey, NJ 07446, U.S.A.  
Tel. 201-934-8500 • Fax: 201-934-9832  
[www.bogen.com](http://www.bogen.com)